

















WURTH PAINT – OEM COLOR MATCH GUIDE

Wurth Canada offers a high-performance high solids spray paint range in a wide variety of colors. This guide is to help match our spray paint range to original colors to some of the major OEM's.

***Note:** this guide is based on our experience and additional testing may be required to ensure a match given there can be variability between sheen and colors for OEM equipment depending on date of manufacture and aftermarket paint variability.

Part Number	Product Name	Color**	OEM Match*
892.140013	Engine Enamel Gloss Cummins Beige		Cummins Beige
892.140014	Engine Enamel Gloss Chevy Orange		Chevy Orange
892.140015	Engine Enamel Gloss Alpine Green		Detroit Diesel Green
892.140016	Engine Enamel Gloss Ford Blue		Ford Performance Blue
892.140018	Engine Enamel Gloss Ford Blue Mustang		Ford Blue
892.150008	High Solids Enamel Light Grey		Genie Lift Grey
892.150010	High Solids Enamel Gloss Dark Grey		Hitachi & Bobcat Grey
892.150013	High Solids Enamel Gloss Bright Orange		Kubota Orange
892.150015	High Solids Enamel Gloss Old CAT Yellow		CAT/Toromont Old Yellow
892.150016	High Solids Enamel Gloss New Equipment Yellow		CAT/Toromont New Yellow
892.150017	High Solids Enamel Gloss School Bus Yellow		School Bus Yellow
892.150018	High Solids Enamel Gloss Tractor Yellow		John Deere Yellow
892.150021	High Solids Enamel Gloss Tractor Green		John Deere Green
892.150022	High Solids Enamel Gloss Shamrock Green		Waste Management Green
892.150025	High Solids Enamel Gloss Lift Blue		United Rentals Blue
892.150031	High Solids Gloss Equipment Green		Sunbelt Green

**Color is an approximation